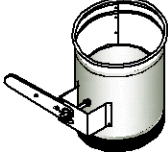
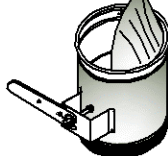


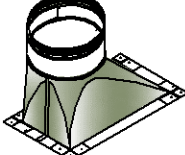

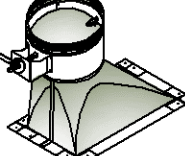
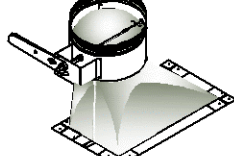
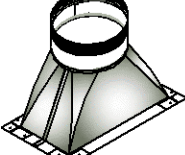
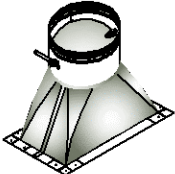
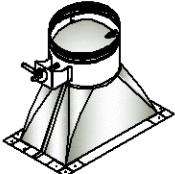
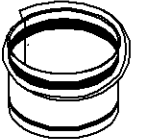

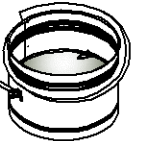



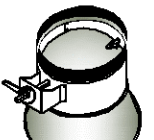

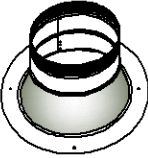
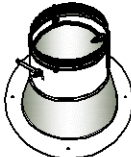
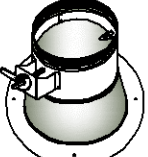
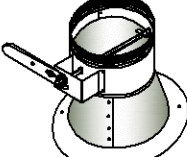

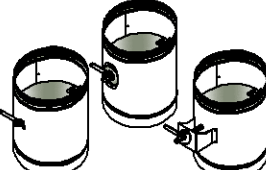

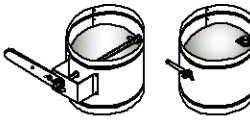




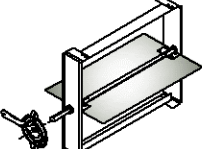
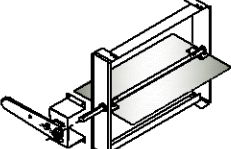
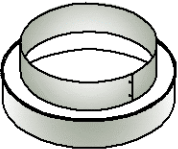
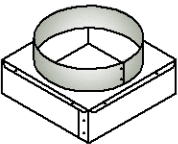
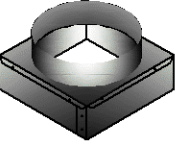




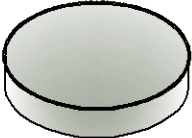
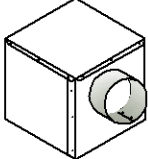
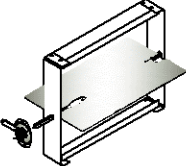
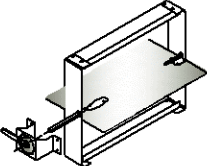


	MODEL No.	DESCRIPTION
	103-D	SPIN-IN TAKEOFF W/ DAMPER, 2" STANDOFF QUADRANT, NYLON END BEARINGS AND 3/8" DAMPER SHAFT.
	103-DS	SPIN-IN TAKEOFF W/ DAMPER, SCOOP, 2" STANDOFF QUADRANT, NYLON END BEARINGS AND 3/8" DAMPER SHAFT.
	203-D	STICK-ON TAKEOFF W/ GASKET, DAMPER, 2" STANDOFF QUADRANT, NYLON END BEARINGS AND 3/8" DAMPER SHAFT.
	203-DS	STICK-ON TAKEOFF W/ GASKET, SCOOP, DAMPER, 2" STANDOFF QUADRANT, NYLON END BEARINGS AND 3/8" DAMPER SHAFT.
	AT-500	AIR TIGHT 45° TAKEOFF WITH GASKET.
	AT-501	AIR TIGHT 45° TAKEOFF W/ GASKET, DAMPER AND QUADRANT.
	AT-502	AIR TIGHT 45° TAKEOFF W/ GASKET, DAMPER, 2" STANDOFF QUADRANT AND 1/4" HARDWARE.
	AT-503	AIR TIGHT 45° TAKEOFF W/ GASKET, DAMPER, 2" STANDOFF QUADRANT, NYLON END BEARINGS AND 3/8" DAMPER SHAFT.
	AT-600	CENTERLINE AIRTIGHT TAKEOFF W/ GASKET.

	MODEL No.	DESCRIPTION
	AT-601	CENTERLINE AIRTIGHT TAKEOFF W/ GASKET, DAMPER, AND QUADRANT.
	AT-602	CENTERLINE AIRTIGHT TAKEOFF W/ GASKET, DAMPER, 2" STANDOFF QUADRANT, AND ¼" HARDWARE
	DB-1	DUCTBOARD SPIN-IN TAKEOFF.
	DB-2	DUCTBOARD SPIN-IN TAKEOFF WITH 45° SCOOP.
	DB-3	DUCTBOARD SPIN-IN TAKEOFF WITH DAMPER AND QUADRANT
	DB-4	DUCTBOARD SPIN-IN TAKEOFF WITH DAMPER, 45° SCOOP, AND QUADRANT
	C-300	CONICAL SPIN-IN SLEEVE ONLY.
	C-301	CONICAL SPIN-IN SLEEVE W/ DAMPER AND QUADRANT.
	C-302	CONICAL SPIN-IN SLEEVE W/ DAMPER, 2" STANDOFF QUADRANT AND ¼" DAMPER SHAFT.

	MODEL No.	DESCRIPTION
	C-303	CONICAL SLEEVE W/DAMPER, 2" STANDOFF QUADRANT, NYLON END BEARINGS AND 3/8" DAMPER SHAFT.
	C-400	CONICAL SLEEVE WITH FLANGE AND GASKET ONLY.
	C-401	CONICAL SLEEVE W/ FLANGE, GASKET, DAMPER, AND QUADRANT.
	C-402	CONICAL SLEEVE W/ FLANGE, GASKET, DAMPER, 2" STANDOFF QUADRANT, AND 1/4" DAMPER SHAFT.
	C-403	CONICAL SLEEVE W/ FLANGE, GASKET, DAMPER, 2" STANDOFF QUADRANT, NYLON END BEARINGS, AND 3/8" DAMPER SHAFT.
	D-1	ROUND VOLUME DAMPER W/ HARDWARE
	DS	DAMPER SECTIONS WITH DAMPER AND HARDWARE. (LIGHT GAUGE)
	DS-38	DAMPER SECTIONS WITH DAMPER AND 3/8" HARDWARE. (LIGHT GAUGE)
	RBD-38	DAMPER SECTIONS WITH DAMPER AND NYLON END BEARINGS AND 3/8" HARDWARE

	MODEL No.	DESCRIPTION
	S-1	SPIN-IN TAKEOFF FOR USE WITH GALVANIZED TRUNK DUCT.
	S-2	SPIN-IN TAKEOFF WITH 45° SCOOP FOR USE WITH GALVANIZED TRUNK DUCT.
	S-3	SPIN-IN TAKEOFF WITH DAMPER AND QUADRANT FOR USE WITH GALVANIZED TRUNK DUCT.
	S-4	SPIN-IN TAKEOFF WITH DAMPER, 45° SCOOP AND QUADRANT FOR USE WITH GALVANIZED TRUNK DUCT.
	SBD-38	SINGLE BLADE DAMPER WITH LOCKING QUADRANT.
	SBD-38	SINGLE BLADE DAMPER WITH 2" STANDOFF BRACKET AND LOCKING QUADRANT.
	SR	SHORT REDUCER.
	SRT	SQUARE TO ROUND TRANSITIONS WITH 3" HIGH SQUARE NECKS AND 2" HIGH ROUND NECK.
	SRT-B	SQUARE TO ROUND TRANSITIONS WITH 3" HIGH SQUARE NECKS, 2" HIGH ROUND NECK AND INTERIOR PAINTED BLACK.

	MODEL No.	DESCRIPTION
	S0-S1	STICK-ON TAKEOFF.
	S0-S2	STICK-ON TAKEOFF WITH SCOOP.
	S0-S3	STICK-ON TAKEOFF WITH DAMPER AND QUADRANT
	S0-S4	STICK-ON TAKEOFF WITH SCOOP, DAMPER, AND QUADRANT
	TC	TEE CAP/END CAP
	TR-SI	SIDE INLET TRANSITIONS WITH 2" TALL ROUND NECK.
	VCD	SINGLE BLADE DAMPER WITH LOCKING QUADRANT AND ¼" HARDWARE
	VCD	SINGLE BLADE DAMPER WITH 2" STANDOFF BRACKET, LOCKING QUADRANT, AND ¼" HARDWARE